



ROUND TRACK, TROLLEYS & SLIDING DOORS

CannonBall offers the widest variety of parts and components for your sliding door / track and trolley projects. While each job faces unique challenges, CannonBall provides recommended product combinations specific to your development needs.

COMPLETE DOOR SYSTEMS

KWIK FRAME® SLIDING DOOR SYSTEMS

A complete sliding door solution for door panels **UNDER** 144 sq ft.



BIGG FRAME® SLIDING DOOR SYSTEMS

Durable, cohesive sliding door solution for door panels **OVER** 144 square feet (up to 20'x20').

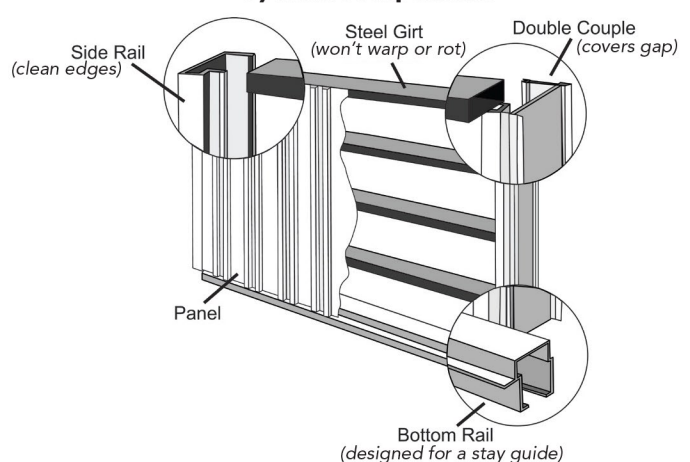


Number of Horizontal Girts Required

Door Panel Height	Door Panel Width (dimensions are for each individual door panel used)									
	6'	7'	8'	9'	10'	12'	14'	16'	18'	20'
8'	4	4	4	4	4	4	4	6	6	6
10'	5	5	5	5	5	5	5	7	7	7
12'	6	6	6	6	6	6	8	8	8	8
14'	7	7	7	7	7	9	9	9	9	9
16'	10	10	10	10	10	10	10	10	10	10
18'	11	11	11	11	11	11	11	11	11	11
20'	12	12	12	12	12	12	12	12	12	12

= Bigg Frame System Recommended with 3 top horizontal girts & spacers

System Components





TRACK & TROLLEY OPTIONS

All round track trolleys are compatible with any style of round track listed below.


ROUND TRACK OPTIONS



Keyhole® Track

Versatile design for the widest variety of doors.


Recommended Use



Quick Track

All-in-one track & cover combination.

Recommended Use



Starline Track

Classic design for traditional structures

Recommended Use



Bolt Hung Track

Ideal choice for metal building projects

Recommended Use



Heavy Duty Track

Substantial design for the heaviest doors.

Recommended Use



BRACKET & TROLLEY OPTIONS



Keyhole Brackets

Designed with an integral rivet that interlocks with keyhole slot for easy assembly and installation. Offered in a variety of styles that can be used with or without a track cover.



Universal Brackets

Ideal for use every 12" to support heavier doors, Universal Brackets can be utilized for end, intermediate or splice brackets. Available in a variety of styles depending on the project needs.



Universal Bolt Bracket, Bolt Adapter and Triangle Bracket

Specifically created to convert Keyhole and Heavy Duty Track into Bolt Hung. Triangle brackets provide additional install flexibility.



Delrin Double Truck Trolley

Built to handle the heaviest door panels, Double Truck Trolleys are the perfect choice for steel frame doors and Heavy Duty Track.



Delrin Pendant Bolt Trolley

Ideal for framed door panels, the Pendant Bolt Trolley offers a wide variety of bolt lengths and styles for your project needs.



Delrin Strap Trolley

Strap Trolleys attach to the front face of wood panel doors, with bolts that go through the panel for a solid hold.

HARDWARE & ACCESSORIES



Door Stops

(Stop door from moving)




Stay Guide™

(Reduce door sway)



Snuggers

(Reduce wind rattle)



Latches

(Lock door from inside)



End Caps

(Prevent bird nests)



Splice Collar

(Link track sections)

A larger variety of sliding door panel hardware and accessories are available including, but not limited to: stay rollers, door pulls, and weather sealing options. Contact CannonBall customer service for additional information.