




ROUND DOOR TRACK *Systems*



door track systems

KEY-HOLE™ *System*

CannonBall Key-Hole™ Door Track System

Use with wood or metal door frames for professional quality agricultural or commercial building construction.

Top-mounted or face-mounted 14 gauge galvanized track for use with or without cover.


Versatile, patented key-hole design, key holes are punched every 2 feet for mounting brackets.

Choices of brackets that accommodate the various track covers, or brackets for jobs where you don't need a cover.



Key-Hole™ System featuring:

- Weather protection of doors up to 3 3/4" in thickness and weighing up to 600 lbs on single trolleys, and 1200 lbs.* with double truck trolleys.
- CannonBall cover is standard white. Various colors available from cover trim manufacturers.
- All CannonBall trolley systems can be used.
- Track cover for use on 1" or 2" thick track header boards.
- End caps and trim for a finished look and to bird-proof the system.
- Trouble-free installation.
- Heavy-duty construction, available in 2 ft. increment lengths 6-20 ft.



*brackets mounted on 12" centers.

KEY-HOLE™ *System*


Versatile CannonBall® “Key-Hole” Door Track



1 Tap shoulder rivets on mounting brackets into slotted key-holes on the track.



2 Now nail mounting brackets to track plank with ordinary ring-shank nails. No lag-bolts needed.



3 Hook bottom lip of track cover onto mounting bracket, nail top in place above track plank.

Whether it's an already-built structure or a wall you're fabricating on the ground before raising it into place, CannonBall Key-Hole track is a snap to install. Every engineering feature is designed to save you time.

Top-mounted or face-mounted brackets attach with a few taps of the hammer with 14-gauge galvanized steel track, you have a choice of brackets that accommodate the white enamel track cover, or brackets for jobs where you don't need a cover. And track covers can be ordered for use on either nominal 1" or 2" thick track planks. And there are end caps and end trim to bird-proof the final job and finish off the track ends.




Top-mounted brackets like these are available, as well as face-mounted brackets shown in photos at top of this page.

- **Save Inventory Dollars:** Put in one stock of CannonBall Key-Hole Track and you're ready for any sliding door installation, inside or out, single-leaf, double-leaf or by-passing doors. We've engineered all the rest of the hardware you need to be compatible. So you pare your inventory investment right to the bone when you got to the CannonBall Key-Hole system all the way.
- **Styled For Colored Buildings:** The bright white Key-Hole track cover goes with the trim on any colored metal building. Durable baked enamel finish over tough 28-gauge high-tensile cold rolled steel.
- **Famous CannonBall Advantages:** BEST because it's ROUND! Self-cleaning, self-aligning, self-lubricating, so you have fewer callbacks, fewer adjustments, happier customers.
- **Lifetime Warranty:** CannonBall Key-Hole track, brackets and trolley hangers are warranted for the life of the building on which they are first installed.
- **Better for you,, better for your customer:** You save time, labor, inventory investment. Your customer has a sliding door installation designed to give generations of service.

door track systems

KEY-HOLE™ System


CannonBall® “Bolt-Thru” Trolley Hangers install, adjust easily



1 Holes are drilled through the top rail of the door frame.



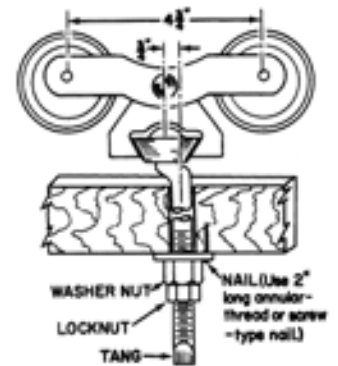
2 Cut-away photo shows how simply the Bolt-Thru Trolley Hanger goes into place after holes are drilled.



3 Up-down or in-out adjustments after hanging doors are easily made with just a pair of crescent wrenches.

The CannonBall “Bolt-Thru” Trolley Hanger is a small marvel of common-sense engineering... as close to goof-proof as anything you’ve seen.

The diagram at right shows it all at a glance. The pendant bolt from the Trolley Hanger is secured with washer nuts and lock nuts. After you’ve rolled the hangers into the Key-Hole Track and the door is in place, last-minute adjustments are a simple matter of loosening the locknut while holding the washer nut with a wrench, and then turning the tang end of the bolt until the door is into the right position. Then you set the lock nut against the washer nut while holding the washer nut snug with a wrench and the job is done.



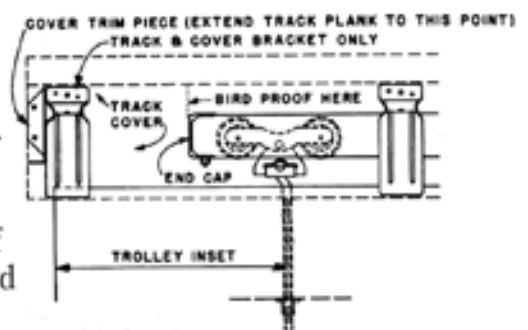
Money-Saving Tip

Don’t use more Key-Hole Track than your trolley hangers need. Allow for the distance the end trolleys are inset from the edge of the door (see diagram.)

How far you can inset the trolleys depends on the door leaf shape. They can be inset most of all on a wide, low door leaf.

Then extend track cover beyond the track, as far as the door itself will extend. This protects door tops and makes for a better finished appearance whether doors are open or closed.

Result: A good-looking job and you save the expense of several feet of Key-Hole Track.



door track systems

BRACKETRACK™ *System*

CannonBall Bracketrack™ Door Track System

Use with wood or metal door frames for professional quality agricultural or commercial building construction.


Top-mounted or face-mounted 14 gauge galvanized track for use with or without cover.

Riveted construction provides an attractive look, built to last the life of the building.

For the added flexibility of choosing unattached brackets, specify CannonBall Key-Hole™ Track System.

Bracketrack™ System featuring:

- Weather protection of doors up to 3 3/4" in thickness and weighing up to 600 lbs. on single trolleys, and 1000 lbs. with double truck trolleys.
- CannonBall cover is standard white. Various colors available from cover trim manufacturers.
- All CannonBall trolley systems can be used.
- Trouble-free installation.
- Heavy-duty construction, available in 2 ft. increment lengths 8-20 ft.



door track systems

PRO-TRACK™ *System*

CannonBall Pro-Track™ Door Track System


Use with wood or metal door frames for professional quality agricultural or commercial building construction.

Riveted construction provides an attractive look, while holding loads up to 1000 lbs.,* when used with double truck trolley.

Top-mounted 14 gauge galvanized track with ribbed brackets riveted in place every 2 feet.

Pro-Track™ System featuring:

- Weather protection of doors up to 4 1/4" in thickness and weighing up to 600 lbs. on single trolleys, and 1000 lbs. with double truck trolleys.
- CannonBall cover is standard white. Various colors available from cover trim manufacturers.
- All CannonBall trolley systems can be used.
- Trouble-free installation.
- Heavy-duty construction, available in 2 ft. increment lengths 8-20 ft.



door track systems

BOLT-HUNG™ *System*

CannonBall Bolt-Hung™ Door Track System


A versatile, rugged track system designed and built to last the life of the building.

Use with wood or metal door frames for professional quality agricultural and commercial building construction.

Designed for easy installation, bolts are pre-riveted every 2 feet to the 14 gauge galvanized track.

Bolt-Hung™ System featuring:

- Weather protection of doors up to 3 3/4" in thickness and weighing up to 600 lbs. on single trolleys, and 1000 lbs. with double truck trolleys.
- All CannonBall trolley systems can be used.
- Heavy-duty construction, available in lengths 6-20 ft.
- Track is shipped with thread protectors on each bolt.
- Choose from two different mounting brackets.



door track systems

QUICK-TRACK™ *System*

Designed for use with Big Frame Systems

CannonBall Quick-Track™ Door Track System

Combines all of the features of CannonBall Track/Trolley Systems with the benefits of one-piece installation.

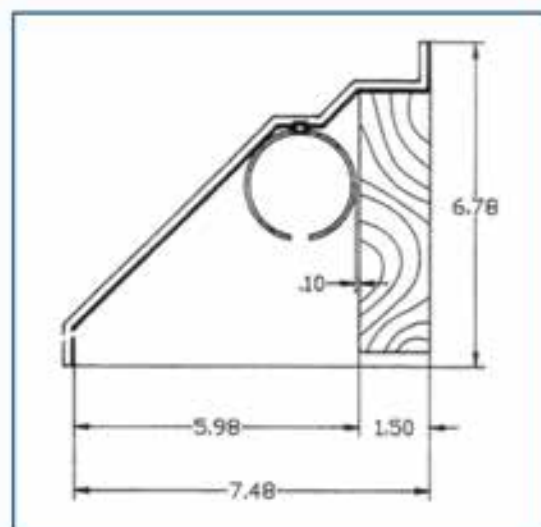

Fast, easy assembly provides beauty and long-lasting weather resistance. Cover is 18 gauge white baked enamel.

Use with wood or metal door frames in any agricultural or commercial building construction.

CannonBall Bracket Door Track Systems also available.

Quick-Track™ System featuring:

- Top-mounted 14 gauge galvanized track with heavy 18 gauge white cover designed to give weather protection for doors up to 5" in thickness.
- An interlocking cover to fit snug and smooth.
- All CannonBall trolley systems can be used.
- End cap and trim complete a professional, trouble-free installation.
- Quick-Track™ available in 8-20 ft. lengths.



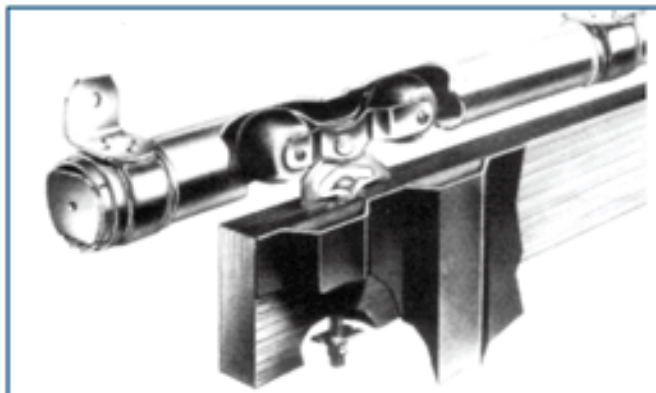
door track systems

SEAL-TITE™, WEATHERSTRIP™, TUBULAR™, *Systems*



Weatherstrip™ Door Track Systems featuring:

- An economical system for indoor or outdoor use.
- Galvanized one-piece construction assures longer life.
- Provides weather-proofing and durability at a low cost.
- Weather protection of doors up to 3 3/4" in thickness and weighing up to 600 lbs. on single trolleys, and 1000 lbs. with double truck trolleys.
- Available in 6-20 ft. lengths.



*brackets mounted on 12" centers.

Seal-Tite™ Door Track Systems featuring:

- Durable, galvanized construction, ruggedly built to last.
- One-piece construction offers lower on-site labor costs.
- Unique "storm apron" diverts water and acts as a wind deflector.
- Weather protection of doors up to 3 3/4" in thickness and weighing up to 600 lbs. on single trolleys, and 1000 lbs. with double truck trolleys.
- Available in 6-12 ft. lengths.



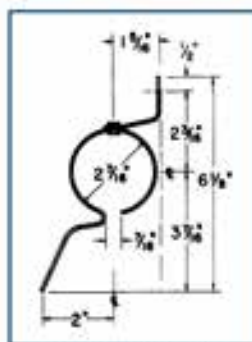
Tubular™ Door Track Systems featuring:

- The perfect track for suspending doors from ceilings, installing by-pass runs, mounting on inside openings, or for use outside where weather is not a concern.
- Constructed of 13 gauge galvanized steel for maximum strength and durability.
- Supports doors up to 1200 lbs.* when used with double truck Delrin hangers with brackets on 12" centers.
- Available in 6-20 ft. lengths. (Longer lengths available by special order.)

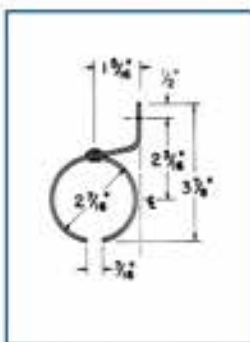
door track systems

SEAL-TITE™, WEATHERSTRIP™, TUBULAR™, *Systems* SPECIFICATIONS

Seal-Tite™ and Weatherstrip Door Track



Galvanized, Seal-Tite Door Track



Galvanized Weatherstrip One-piece Door Track
May be mounted with 5/16" lags or bolts, or 3 1/4" x 9 ga. galvanized ring shank nails.

Item	Seal-Tite Door Track	Weatherstrip Door Track
Material	14-ga. high carbon steel	14-ga. high carbon steel
Weight per lineal ft.	3.4 lbs.	2.5 lbs.
Finish	Galvanized	Galvanized
Max. door leaf weight w/ single-truck hangers	600 lbs.	600 lbs.
Max. door leaf weight w/ double-truck hangers	1000 lbs.	1000 lbs.
Spacing 11/32" mounting holes	12" O.C.	12" O.C.
Spacing 3/16" mounting holes	12" Average	12" Average

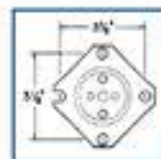
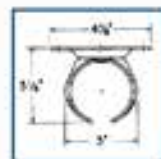
Tubular Door Track



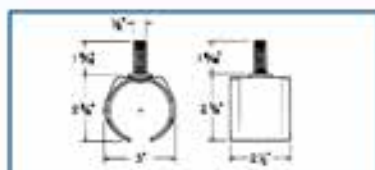
Heavy-gauge Tubular Track

Packed 2 pieces of one length in nested bundle. Galvanized. Packed bulk.

Item	Tubular Door Track
Material	13-ga. high carbon steel
Lengths available	6'-20'
Finish	Galvanized
Bracket spacings	12", 18", 24"
Max. door leaf weight w/ single-truck trolleys	600 lbs.
Max. door leaf weight w/ double-truck trolleys	1200 lbs.*
End caps required per track run	2
Supporting lags (packed w/ brackets)	2
Weight per lineal ft.	2.2 lbs.



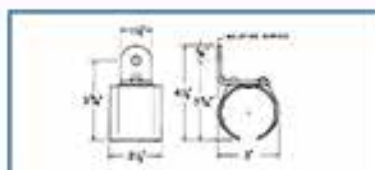
646602 Galvanized Ceiling Bracket
For mounting a single run of track from above. Galvanized. Weight 1 lb. each. Order two 3/8" x 2 1/2" lag bolts separately.



649017 Universal Bracket

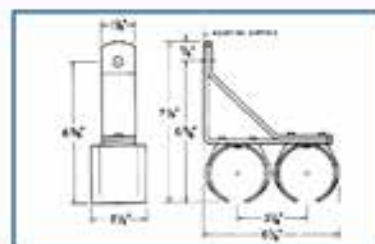
All metal construction brackets are for mounting track from above. Each has a 1/2-13 stud bolt welded to its top. Packed 24 in carton unless otherwise specified. Weight 8 lbs. each.

*brackets mounted on 12" centers.



646505 Galvanized Universal Bracket

Universal Brackets are used as splice brackets, end brackets and intermediate brackets. Lug-loc devices keep track sections locked in line and prevent track from shifting lengthwise. When brackets are used as intermediate supports, lugs should be knocked out with a nail. A bracket must always be located at each end of the track run to prevent track from moving lengthwise.



646801 Galvanized Universal Double Bracket

For mounting two parallel runs of tubular track for by-passing door applications. Zinc-plated. Packed 12 per carton with twelve 3/8" x 2 1/2" lags. Weight 3 lbs. each.

door track systems

TROLLEYS

CannonBall Trolleys

Heavy Duty Door Hanger Assemblies for use on doors up to 600 lbs. single truck and 1,200 lbs. for double truck.

Models include Delrin wheel trolley and steel wheel trolley with bearings. Designed to fit the particular weight and dependability for your specific door requirements.

Fully assembled and pre-oiled for long-lasting durability and maintenance free operation.

Models for use on wood or metal doors with 4-way adjustability.

A full spectrum of trolleys are available to fit your needs.

Trolleys featuring:


- Steel wheels with bearing trolleys for doors up to 450 lbs. single truck and 900 lbs. double truck.
- Delrin wheels with bearing trolleys for doors up to 600 lbs. single truck and 1200 lbs.* double truck.



Non-Adjustable Hanger



Adjustable Hanger
with Breakaway Saddle



Adjustable Hanger
with Fixed Saddle











Adjustable Hanger

All four styles of trolley can be ordered with either Steel or Delrin wheels.

*brackets mounted on 12" centers.

STEEL TROLLEYS

For use on doors up to 450 lbs. Single Truck, 900 lbs. Double Truck

	Part No. Description	Ship Wt.	Unit Pkg.
	462034 Trolley and Stirrup Assembly only: Galvanized	1.7 lbs./each	each
	643427 Galvanized Adjustable Trolley Hanger Assembly : Recommended for solid wood doors up to 1 13/16" thick and not weighing over 450 lbs. Packed two trolleys per box with fasteners, adjusting wrench, and two end caps	6.7 lbs./pair	pair
	643428 9 1/2" 4-Way Adjustable Offset "Pendant Bolt" Trolley Hanger Assembly . May be used on all doors not weighing over 450 lbs. Packed 20 trolleys per box with bolts.	2.3 lbs./each	each
	711218 9 1/2" 4-Way Adjustable Offset "Pendant Bolt" Trolley Hanger Assembly : Same as 643428 only packed in pairs for use as a RETAIL DISPLAY. Also includes two end caps with bolts.	5.1 lbs./pair	pair
	643429 6 1/2" 4-Way Adjustable Offset "Pendant Bolt" Trolley Hanger Assembly . May be used on all doors not weighing over 450 lbs. Packed 20 trolleys per box with bolts.	2.1 lbs./each	each
	643437 Galvanized Double Truck Trolley Hanger Assembly : For use on doors from 450 to 900 lbs. One pair per door. Must order two of the following bolts to be able to hang door. (#462033, 462046 or 643417)	10 lbs./pair	pair
	714423 Galvanized Double Truck Trolley Hanger Assembly with 9 1/2" Bolt : Same as above only with a 9 1/2" bolt trolley support plate. Support plate feature designed for Bigg Frame	12 lbs./pair	pair
	643434 3 3/8" Galvanized "Pendant Bolt" Trolley Hanger Assembly : For use with metal frame doors only and not weighing over 450 lbs.	2 lbs./each	each

DELRIN TROLLEYS

For use on doors up to 600 lbs. Single Truck, 1200 lbs. Double Truck








	Part No. Description	Ship Wt.	Unit Pkg.
	711051 Delrin Needle Bearing Trolley: With Stirrup and Saddle Only: Must order bolt assembly to hang door.	1.4 lbs./each	each
	711221 Delrin Adjustable Trolley Hanger Assembly: Includes galvanized mounting brackets. Recommended for solid wood doors up to 1 13/16" thick and not weighing over 600 lbs. Packed two trolleys per box with fasteners, adjusting wrench and two end caps.	6.1 lbs./pair	pair
	711055 9 1/2" Delrin 4-Way Adjustable Offset "Pendant Bolt" Trolley Hanger Assembly: May be used on all doors not weighing over 600 lbs. Packed 20 trolleys per box with bolts.	2.0 lbs./each	each
	711533 9 1/2" Delrin 4-Way Adjustable Offset "Pendant Bolt" Trolley Hanger Assembly: Same as 711055 only packed in pairs for use as a RETAIL DISPLAY. Also includes two end caps with bolts.	4.5 lbs./pair	pair
	711056 6 1/2" Delrin 4-Way Adjustable Offset "Pendant Bolt" Trolley Hanger Assembly: May be used on all doors not weighing over 600 lbs. Packed 20 trolleys per box with bolts.	1.8 lbs./each	each
	711057 3 3/8" Delrin "Pendant Bolt" Trolley: For use on metal frame doors only and not weighing over 600 lbs. Packed 20 trolleys per box with bolts.	1.7 lbs./each	each

DELRIN TROLLEYS








For use on doors up to 600 lbs. Single Truck, 1200 lbs. Double Truck

	Part No. Description	Ship Wt.	Unit Pkg.
	713999 9 1/2" Bolt Delrin Trolley Bagged Pair: 4-way adjustable - use on wood or metal frame doors not weighing more than 600 lbs.	4 lbs./pair	pair
	714318 9 1/2" Bolt Delrin Trolley: 4-way adjustable	2 lbs./each	each
	711556 9 1/2" Delrin "Fixed Stirrup" Pendant Bolt Trolley: Specifically designed for inside sliding door application. Bolt permanently welded into stirrup. Packed 20 trolleys per box	1.9 lbs./each	each
	711557 6 1/2" Delrin "Fixed Stirrup" Pendant Bolt Trolley: Specifically designed for inside sliding door application. Bolt permanently welded into stirrup. Packed 20 trolleys per box	1.8 lbs./each	each
	711555 3 3/8" Delrin "Fixed Stirrup Pendant Bolt" Trolley: Same as 711556 only with 3 3/8" straight bolt. Can be used on metal sliding doors. Packed 20 trolleys per box	2 lbs./ea.	each
	713829 Delrin Double Truck Trolley Hanger Assembly: For use on doors from 600 to 1200 lbs. One pair per door. Must order two of the bolts shown at the end of the trolley section to be able to hang door	8.4 lbs./pr.	pair
	714420 Delrin Double Truck Trolley Hanger Assembly With 9 1/2" Bolt and Plate: Same as above only with a 9 1/2" bolt trolley support plate. Support plate feature designed for Bigg Frame.	10.8 lbs./pr.	pair








ROUND TRACK HARDWARE

	Part No. Description	Ship Wt.	Unit Pkg.
	643417 3" Special Bolt Assembly: For use with Double Truck Trolley only, includes nuts	.3 lbs./ea.	ea.
	462046 6 1/2" 4-Way Adjustable Offset "Pendant Bolt": Includes special adjusting nuts	.5 lbs./ea.	ea.
	462033 9" 4-Way Adjustable Offset "Pendant Bolt": Includes special adjusting nuts	.4 lbs./ea.	ea.
	465101 Splice Collar: Galvanized with locking lugs to hold track firmly in place and keep from rotating. One required for each section of track, less one	.6 lbs./ea.	ea.
	711489 End Caps: Packaged pair of 646514 end caps with mounting bolts in a plastic bag	.6 lbs./pr.	pair
	646514 End Cap: Includes mounting bolt. Two required for each track run	.3 lbs./ea.	each
	646503 End Cap Less Bolt: Use for each track run to keep birds out. For Tubular and Seal-Tite Track systems only. All other round systems require 646514 end caps	.2 lbs./ea.	each









ROUND TRACK HARDWARE

	Part No. Description	Ship Wt.	Unit Pkg.
	646512 Face-mount Bracket for Track Only: Galvanized brackets. May only be used on 1" or 2" track plank	.2 lbs./each	each
	646513 Face-mount Bracket for Track and Cover: May be used on 1" or 2" track plank. Galvanized for doors up to 3 3/4" thick	.4 lbs./each	each
	646519 Top-mount Bracket for Track and Cover: Use with 2" track plank only. Galvanized for doors up to 3 3/2" thick	.3 lbs./each	each
	710808 Face-mount Bracket for Track and Cover: May be used on 1" or 2" track plank. Galvanized for doors up to 4 3/4" thick. Especially suited for CannonBall:HNP Bigg Frame system. #646224 or #646225 can be used with this bracket by mounting the bracket 1/2" down on the track plank as shown	.4 lbs./each	each
	712526 Pro-Track Bracket. For applications where the flashing is extended beyond end of the track. Same bracket that is used on Pro-Track	.3 lbs./each	each
	712138 Single-Track Bracket. Designed for mounting single runs of Bolt Hung Track. Can be used with either round or square track	1 lb./each	each
	712137 Double-Track Bracket. Designed for mounting double runs of Bolt Hung Track. Can be used with either round or square track	3 lbs./each	each

ROUND TRACK HARDWARE

	Part No. Description	Ship Wt.	Unit Pkg.
	<p>712136 Cover Retainer Bracket: Designed for easy installation of track cover for either single or double runs of Bolt Hung Track. Can be used with either round or square track</p>	.4 lbs./each	each
	<p>646505 Universal Side Bracket: Zinc plated for use when mounting a single run of track. Also works as a splice collar. Lug needs to be knocked out when used as a regular bracket. Packaged 24 to a carton with 3/8" x 2-1/2" lag bolts</p>	.9 lbs./each	each
	<p>646801 Universal Double Side Bracket: Zinc plated for mounting two parallel runs of track. Usually used for bypassing doors. Also works as a splice collar. Lug needs to be knocked out when used as regular bracket</p>	3 lbs./each	each
	<p>646602 Ceiling Bracket: Zinc plated. Permits one or more runs of track to be mounted to ceilings on overhead support</p>	.3 lbs./each	each
	<p>649017 Bolt Hung Bracket: Zinc plated. May used whenever it is necessary to hang track from metal construction on 1/2-13 x 1 1/2" bolt, less nuts. Also works as a splice collar. Lug needs to be knocked out when used as regular bracket</p>	.8 lbs./each	each
	<p>643840 Keyhole Bolt Hung Track Fasteners: Package contains 60 each. Special 1" long bolts, 1 1/8" OD washers, speed nuts and hex nuts, all zinc plated. Enough fasteners to hang 120' of Key-Hole Track</p>	11 lbs./pkg.	package
	<p>646225 White Face Mount Track Cover for 2" Plank: 10' 2" length to allow adequate overlap. 29 Ga. steel. Not responsible for shipping damage when ordered if quantities less than 20. A 10% broken package charge will be added to orders less than 20</p>	8 lbs./each	each

ROUND TRACK HARDWARE

	Part No. Description	Ship Wt.	Unit Pkg.
	<p>646226 White Top Mount Track Cover: 10'2" in length to allow adequate overlap. Not responsible for shipping damage when ordered in quantities of less than 20. A 10% broken package charge will be added to orders of less than 20</p>	8 lbs./each	each
	<p>714421 White Cover for Double Track Runs: Not responsible for shipping damage when ordered in quantities of less than 20. A 10% broken package charge will be added to orders of less than 20. To be used with #646801 brackets and Key-Hole cover brackets</p>	12 lbs./each	each
	<p>646224 White Face Mount Track Cover for 1" Plank: 10'2" length to allow adequate overlap. 29 Ga. steel. Not responsible for shipping damage when ordered in quantities of less than 20. A 10% broken package charge will be added to orders of less than 20. For use with Bolt Hung Track</p>	8 lbs./each	each
	<p>714425 White Cover for Double Track Runs: Not responsible for shipping damage when ordered in quantities of less than 20. A 10% broken package charge will be added to orders of less than 20. To be used with #712137 bracket and #712136 cover retainer bracket</p>	12 lbs./each	each
	<p>711212 Top-mounted White Cover End Trim: Packaged per pair with screws in a plastic bag</p>	1.2 lbs./pair	pair
	<p>711210 Face Mount White Cover End Trim: Packaged pair of 646515 end trim with screws in a plastic bag</p>	.6 lbs./pair	pair
	<p>646515 Face Mount White Cover End Trim: Two required for each track cover run. Packaged with screws</p>	.3 lbs./each	each
	<p>711205 White Quick Track End Trim: One pair required for each track run. Packaged per pair with screws and end caps in a plastic bag</p>	.6 lbs./pair	pair

door track systems

MAXIMUM WEIGHT CAPACITIES

	DELRIN HANGERS		STEEL HANGERS	
	Single Trolley	Tandem Trolley	Single Trolley	Tandem Trolley
Keyhole Track Brackets 24" on center	600#	1000#	450#	900#
Keyhold Track Brackets 12" on center	600#	1200#	450#	900#
Quicktrack	600#	1000#	450#	900#
Seal-Tite Track	600#	1000#	450#	900#
Weatherstrip Track	600#	1000#	450#	900#
Bolt-Hung Track	600#	1000#	450#	900#
Pro-Track	600#	1000#	450#	900#
HD Tubular Track Brackets 24" on center	600#	1100#	450#	900#
HD Tubular Track Brackets 12" on center	600#	1200#	450#	900#
Bracketrack Face Mt. Brackets for Cover	600#	1000#	450#	900#
Bracketrack Face Mt. Brackets, Track Only	600#	1000#	450#	900#
Bracketrack Top Mt. Brackets for Cover	600#	1000#	450#	900#

* ALL WEIGHTS NOTED ARE FOR TWO TROLLEY HANGERS PER DOOR PANEL *

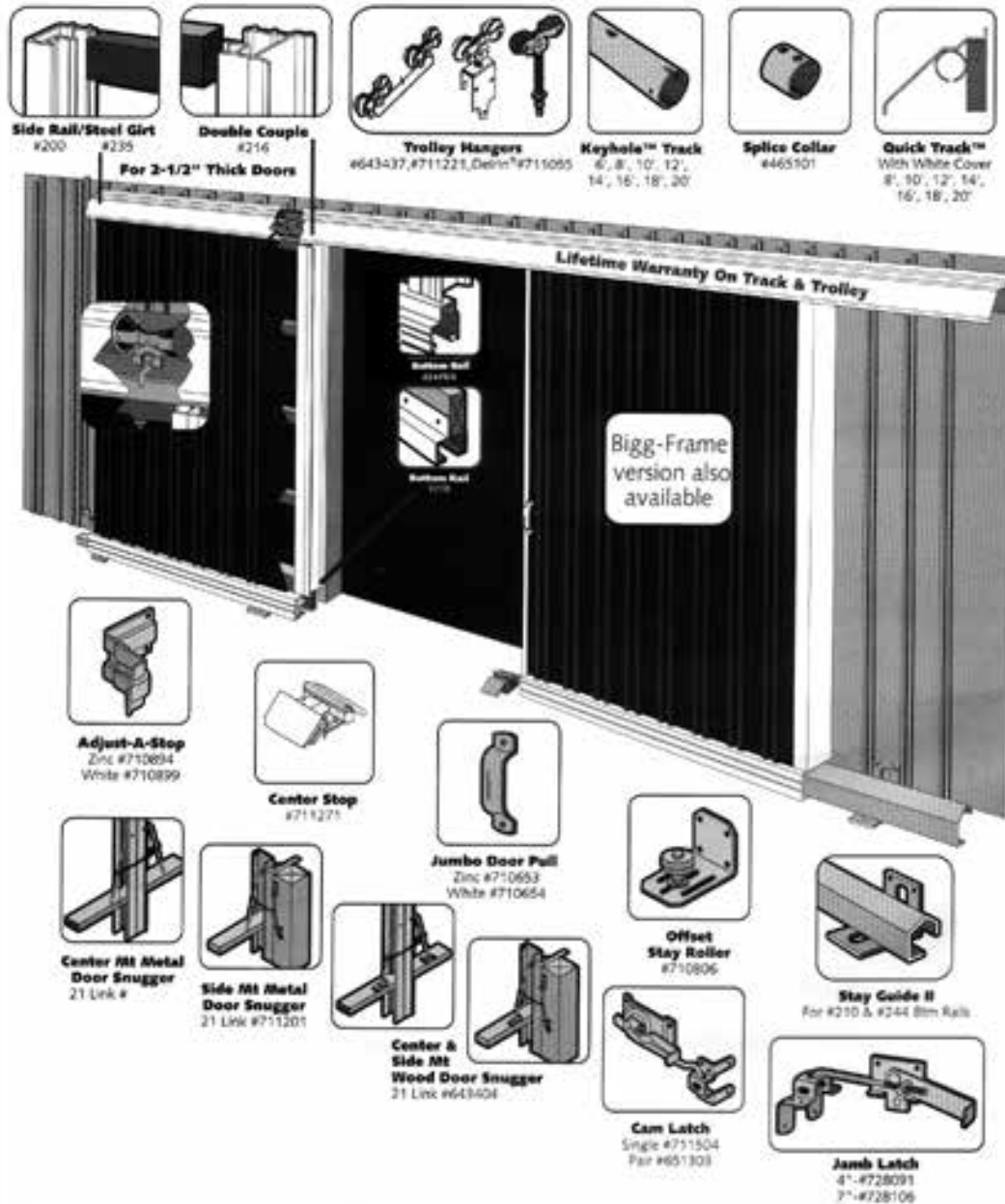


555 Lawton Avenue | Beloit, Wisconsin 53512-0835

Phone: 608-365-2161 | Fax: 608-365-4565 | Toll Free: 800-766-2825 | www.cnbhnp.com

KWIK-FRAME™ Sliding Door System

For Typical Openings & Wind Load Conditions



©2010 rev. 02.09.10

CNB-R1-8K001

555 Lawton Avenue | Beloit, Wisconsin 53512-0835
 Phone: 608-365-2161 | Fax: 608-365-4565 | Toll Free: 800-766-2825 | www.cnbhnp.com